



District Report Card: 2017


| | |
|----------------------|----------------------------|
| State: Punjab | District: Jalandhar |
| Class: 3 | Subject: Language |
| Schools: 61 | Students: 840 |


Participation/Coverage


Students

| | | | | | | | | |
|--|--------|--|-------|--|--------|--|-------|--|
| <div>GENDER</div> <div></div> | Boys | | | | Girls | | | |
| | Number | | % | | Number | | % | |
| | 409 | | 48.69 | | 431 | | 51.31 | |

| | | | | | | | | |
|---|--------|--|-------|--|--------|--|-------|--|
| <div>AREA</div> <div></div> | Rural | | | | Urban | | | |
| | Number | | % | | Number | | % | |
| | 521 | | 62.02 | | 319 | | 37.98 | |

| | | | | | | | | |
|--|--------|-------|--------|------|--------|-------|--------|-------|
| <div>CATEGORY</div> <div></div> | SC | | ST | | OBC | | GEN | |
| | Number | % | Number | % | Number | % | Number | % |
| | 529 | 62.98 | 2 | 0.24 | 122 | 14.52 | 187 | 22.26 |

| | | | | | | |
|--|----|----|----|------|----|-----|
| <div>CWSN</div> <div></div> | LD | VI | HI | S&LD | ID | Oth |
| | 1 | 0 | 2 | 3 | 9 | 6 |

| | | | | | | |
|--|------------|--|-------|------------------|--|------|
| <div>Management</div> <div></div> | Government | | | Government-aided | | |
| | Number | | % | Number | | % |
| | 785 | | 93.45 | 55 | | 6.55 |

Average Performance of Students in Language (%)

| Overall | Gender | | Area | | Management | | Social Group | | | |
|---------|--------|--------|-------|-------|------------|-------|--------------|-------|-------|-------|
| | Male | Female | Rural | Urban | Govt. | Aided | SC | ST | OBC | GEN |
| 74.68 | 75.52 | 73.89 | 76.89 | 71.08 | 75.66 | 60.73 | 75.56 | 70.00 | 74.59 | 72.30 |

Performance on Learning Outcomes (LOs)

| Learning Outcomes | Description | Average Performance(%) |
|-------------------|---|------------------------|
| L304 | Reads small texts with comprehension i.e., identifies main ideas, details, sequence and draws conclusions | 74.45 |
| L312 | Reads printed scripts on the classroom walls: poems, posters, charts etc. | 75.14 |

| Range of Performance of Students who Answered Correctly | | | | | | | |
|---|------|-----------|------|-----------|-------|-----------|-------|
| Below 30% | | 30% - 50% | | 50% - 75% | | Above 75% | |
| Number | % | Number | % | Number | % | Number | % |
| 49 | 5.83 | 73 | 8.69 | 218 | 25.95 | 500 | 59.52 |

Lowest Performing Learning Outcomes (LOs)

- 1 - Reads small texts with comprehension i.e., identifies main ideas, details, sequence and draws conclusions (74.45)
- 2 - Reads printed scripts on the classroom walls: poems, posters, charts etc. (75.14)